



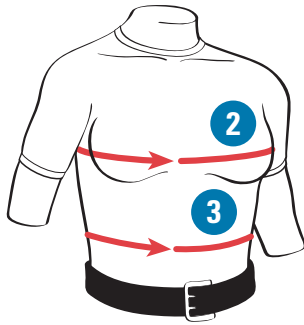
FEMALE CONCEALABLE SIZING FORM

ABA-FEMALE SIZING FORM | REVISED 091712

3120 E. Mission Blvd., Ontario, CA 91761
 Toll Free: 800-347-1200 / Toll Free Fax: 800-366-1669
 Email: customercare.bodyarmor@safariland.com

Please Print

1 Officer's Full Name: _____ Badge No.: _____
 Department: _____ Telephone No.: () _____
 Measured By: _____ Date Of Measuring _____
 Distributor's Name: _____ PO# _____
HEIGHT: _____ ft. _____ ins. **WEIGHT:** _____ lbs. Bra Cup Size _____



All measurement points listed below refer to the illustration. Take ALL measurements to the nearest full inch. If rounding is necessary, round UP on Girth and round DOWN on length.

THE FOLLOWING MEASUREMENTS SHOULD BE TAKEN *STANDING*

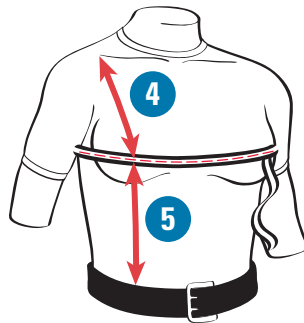
2 FULL CHEST MEASUREMENT
 Using a soft tape measure, measure around the back, directly under arm pits, meeting across center chest front. _____ ins.

3 TOTAL GIRTH MEASUREMENT
 Measure waist at **widest** circumference in between the bottom of the chest and the top of the duty belt. _____ ins.

GIRTH _____ + **OVERLAP** _____ = **TOTAL GIRTH** _____ ins.

Overlap Calculation

- Butt Fit – add 1"
- 1" Overlap – add 3"
- 2" Overlap – add 5"

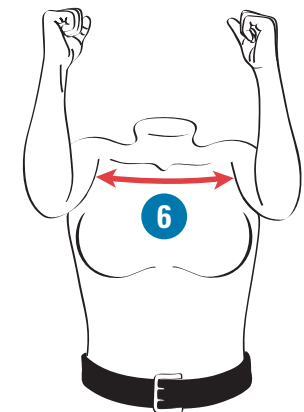


THE FOLLOWING MEASUREMENTS SHOULD BE TAKEN *SEATED*

4 SIDE FRONT TOP TORSO MEASUREMENT
 Identify the clavicle bone. Using a straight ruler measure from the bottom of the side/shoulder clavicle bone down to the center of the CAM Sizing Tool. _____ ins.

5 SIDE FRONT BOTTOM TORSO MEASUREMENT
 Using a straight ruler, begin at the mid-breast point with the CAM Sizing Tool secured around the full chest area and measure down to the top of the duty belt.

BOTTOM TORSO _____ - 1" = **SIDE BOTTOM TORSO** _____ ins.



THE FOLLOWING MEASUREMENTS SHOULD BE TAKEN *STANDING*

6 UPPER CHEST WIDTH MEASUREMENT
 Using a soft tape measure, extend the arms forward and measure from arm pit to arm pit and deduct 1" from each side (2" total). _____ ins.

7 BACK LENGTH MEASUREMENT
 Using a soft measuring tape, identify the bottom edge of the shirt collar and measure from the bottom of the shirt collar to the top of the duty belt. Multiply that measurement by .80.

BACK MEASUREMENT _____ x .80 = **BACK LENGTH** _____ ins.

